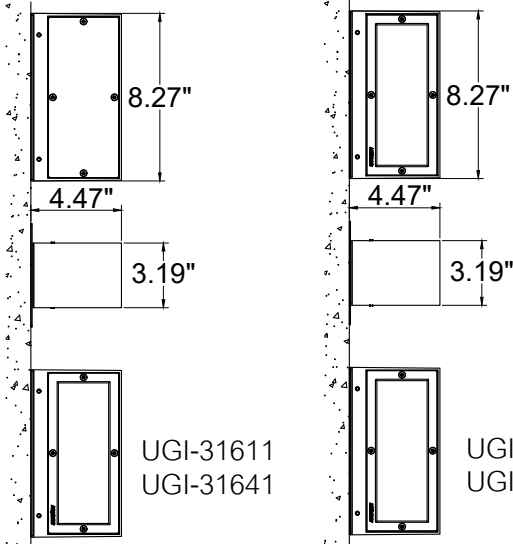


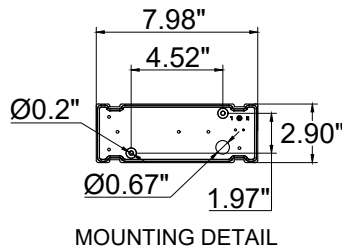
INSTALLATION AND SERVICE MANUAL

For installation of Gino 3 Up&Down and Gino 4 Down
Model. UGI-31601, UGI-31611, UGI-31641 and UGI-31651.

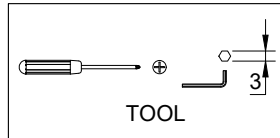
Product drawing (dimensions)



SUITABLE FOR WET LOCATIONS

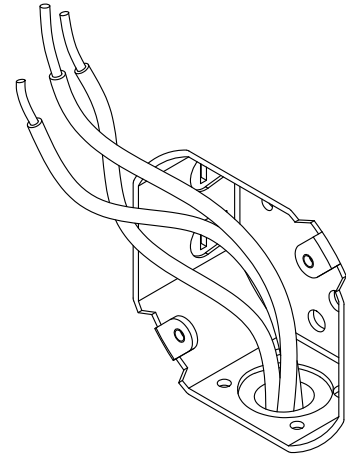


MOUNTING DETAIL



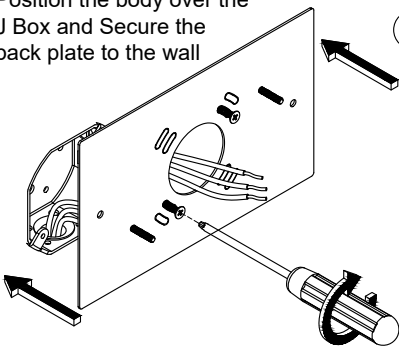
NOTE Mounts over a 3" Octagonal Junction box.

1

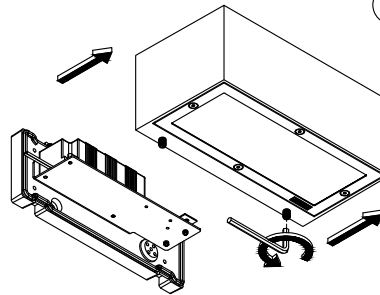


Position the body over the J Box and Secure the back plate to the wall

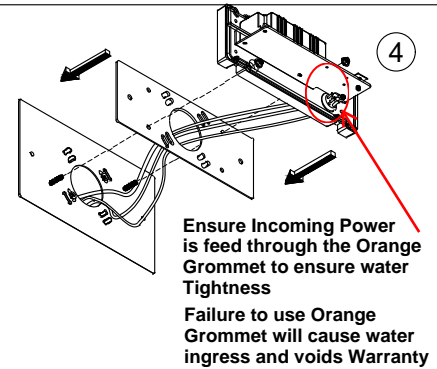
2



3

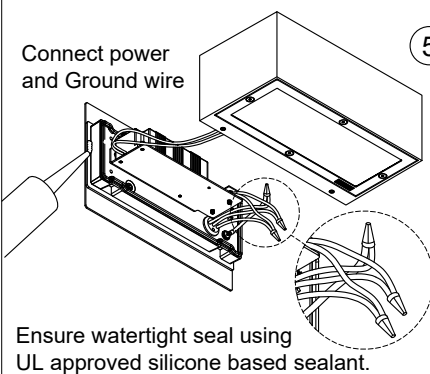


4

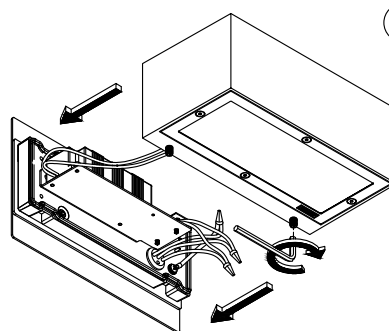


Connect power and Ground wire

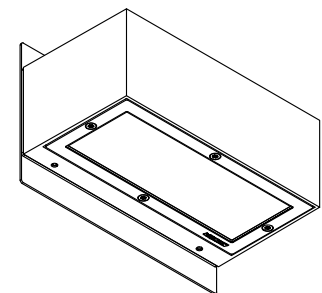
5



6



7



Notice to Installer

Wiring Instruction ⚠ Warning:

- Risk of Fire and Electrical Shock, This fixture must be installed only by a qualified electrician, Installation must adhere to the National Electrical Code (NEC) and all applicable local and federal regulations.
- Always disconnect power before servicing the fixture.